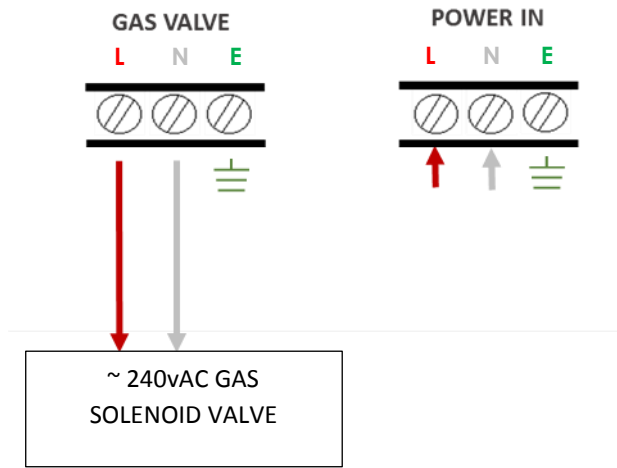


Design Ideas – Domestic Boiler Room

Mini Merlin Dual Methane & CO Detector

Gas Supply Controlled by ~240vAC Solenoid Valve

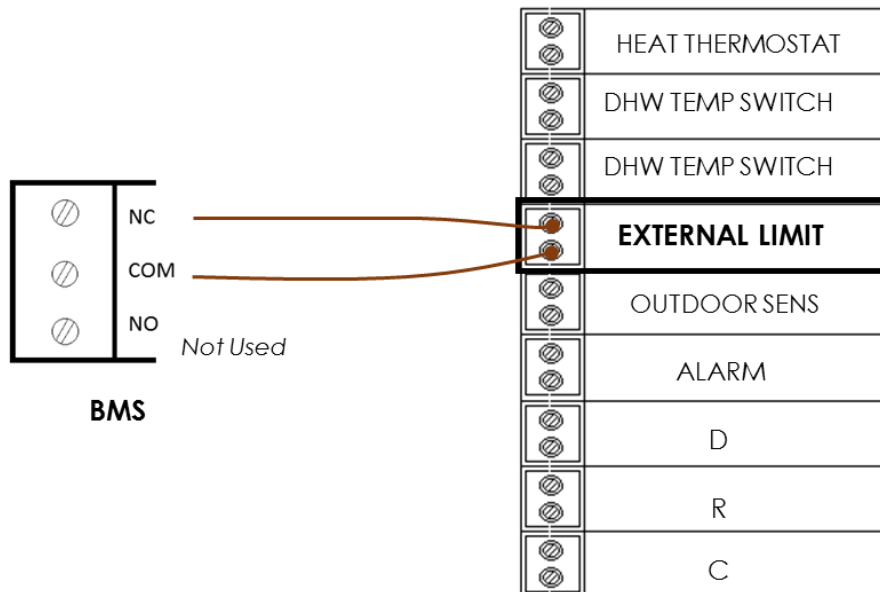


CAUTION: If you use a gas solenoid valve, please note that standing pilots will need to be re-lit. We do not recommend installing a gas solenoid valve with standing pilots.

Appliance Limit Circuit

The device can be used to directly shut down a gas appliance when a fault condition is detected (gas leak), by wiring the normally closed (NC) and common (COM) terminals of the low volt BMS switches into the low voltage safety limit circuit of the appliance.

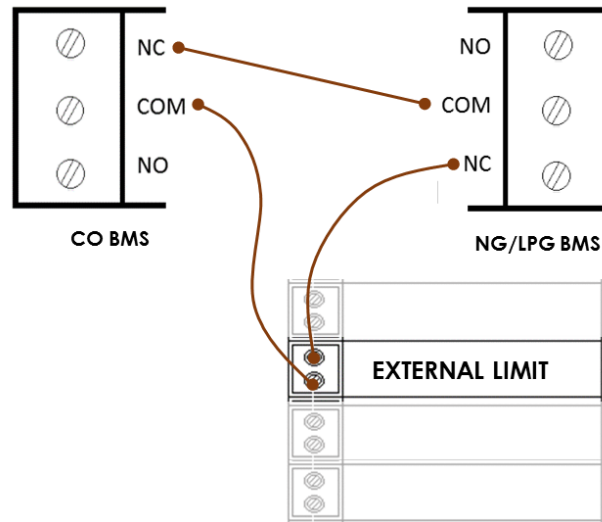
An example is given of a typical boiler control board below.



Typical Boiler Low Volt Control Board

If gas is detected, the LIMIT circuit is opened, disabling the appliance.

To connect both **CO** and **NG** to the low voltage safety limit circuit of an appliance - wire in series as per the following diagram.

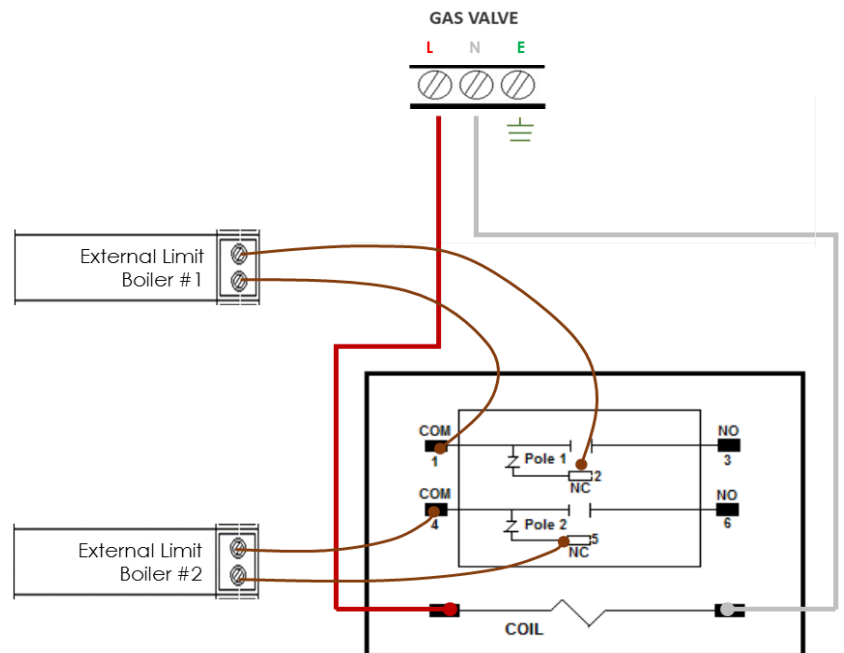


Multiple Appliance Limit Circuit

The device can be used directly to disable multiple gas appliances when a fault condition is detected (gas leak) by wiring a multi-pole relay to the GAS VALVE LINE terminal. Low voltage wiring is to be inserted into the external limit circuit of a gas appliance.

These contacts are rated for up to 12A AFL. They can be used to break either a low or line volt limit circuits or completely remove power to an appliance.

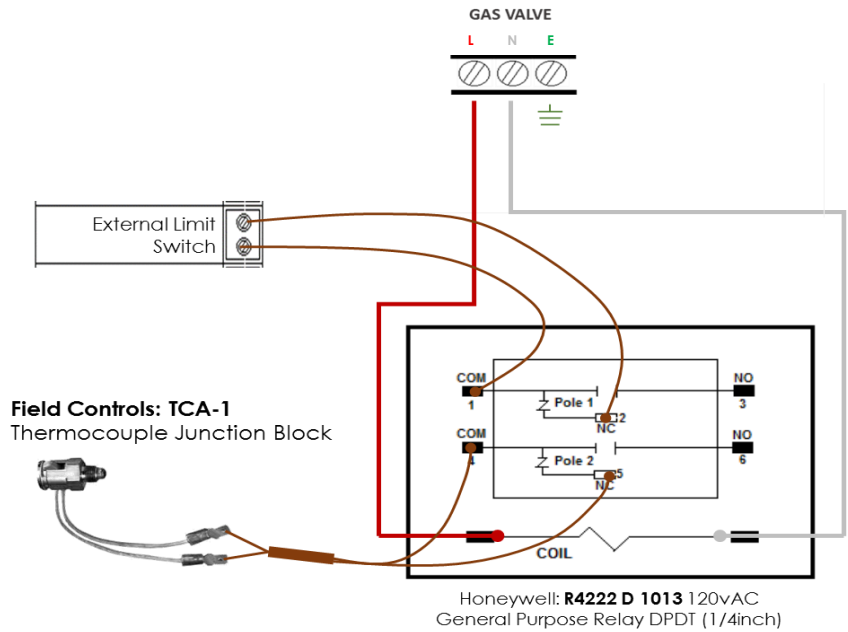
The Honeywell Relay has a 240vAC primary coil with two sets of switches, each with Normally Open (NO) and Normally Closed (NC) contacts.



Honeywell: **R4222 D 1013** 120vAC General Purpose Relay DPDT (1/4inch)

Pilot Water Heater and Boiler Limit Breaker.

The device can be used to directly shut the pilot of a water heater using a product from Field Controls. The BMS terminals may also be used to connect to a home alarm system.



Remote Shut Off.

Your device has a facility for remote devices to be connected. The [Remote Shut Off] terminal is NC – Normally Closed and will alarm when energised Open.

Remote devices cut off the gas supply when activated.

To reset the device after a remote shut off has been activated – press the Touch Button.

